

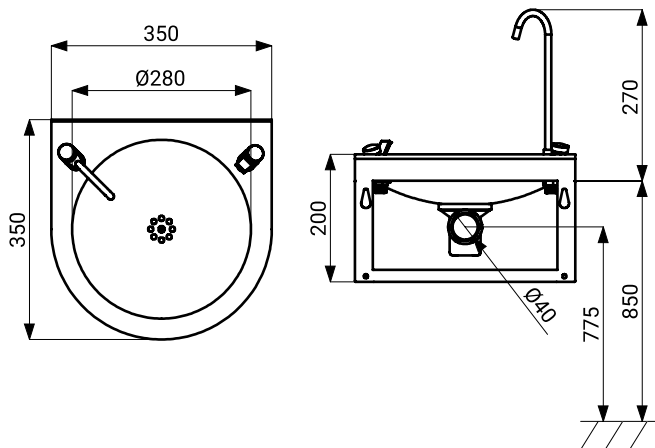
## Stainless steel drinking fountain SLUN 14NS



### Characteristics

- wall-mounted stainless steel drinking fountain with self-closing valve and fitting for filling glasses
- water flow regulation on self-closing valve
- material stainless steel AISI 304 (1.4301)
- brushed finish

### Dimensions



### Technical Specification

Dimensions

350 x 350 x 430 mm

Weight

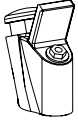
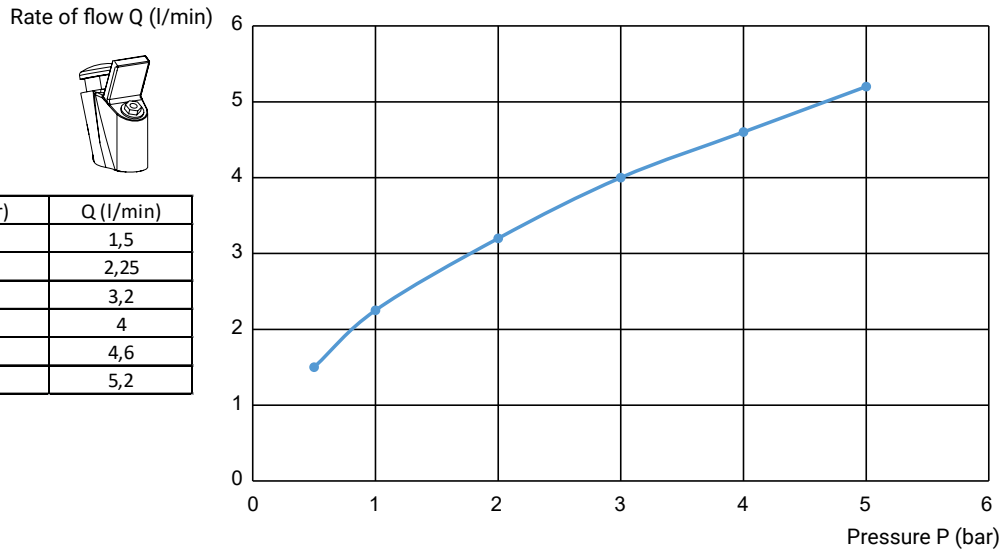
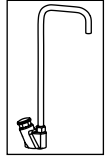
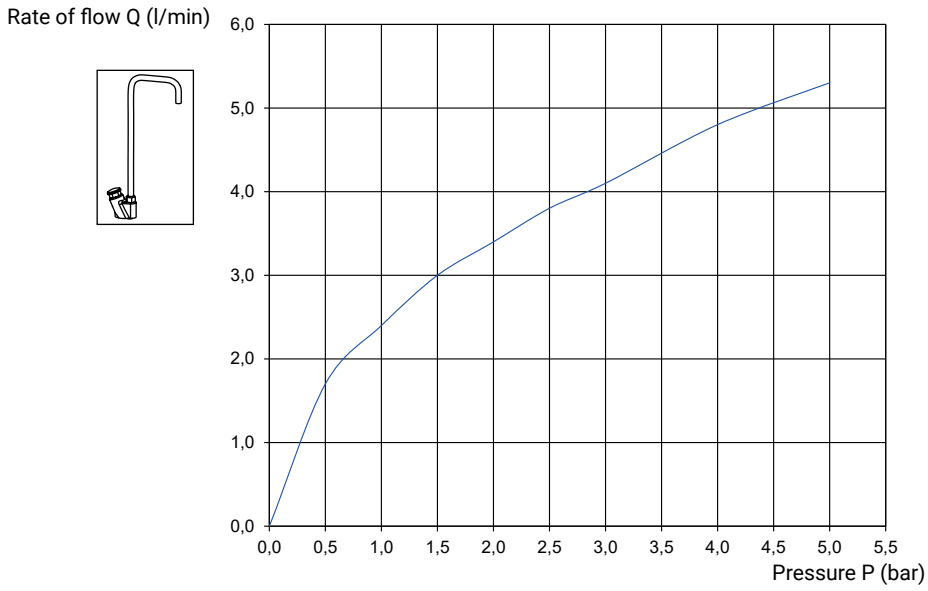
5,5 kg

### Supply Specification

SLUN 14NS - Supply No. 93147

stainless steel drinking fountain, drinking fitting, fitting for filling glasses, angle valve with filter, connecting hose, siphon, mounting set

# Flow diagram



P (bar)	Q (l/min)
0,5	1,5
1	2,25
2	3,2
3	4
4	4,6
5	5,2